

JR.ROBOTICS

Microsoft MakeCode Edition (V1.0)

Robots Got Talents
Classroom Courses

info@robotsgottalents.com
www.robotsgottalents.com
www.facebook.com/RobotsGotTalents
www.instagram.com/robots_got_talents

THIS COURSE CONTAINS:

- Robots Got Talents Student Zone
- Robots Got Talents Teacher Zone
- RGT MakeCode Minibook
- MINDSTORMS® For Beginners Book
- Advertising Material
- Certificates for all participants
- Lesson by Lesson Plan

And much more



COURSE INTRODUCTION

Robots Got Talents Courses

Jr Robotics [MakeCode Blocks Edition] is a classroom course by Robots Got Talents. Throughout this course participants will learn about robotics, artificial intelligence and programming as they design, build and program their own LEGO MINDSTORMS Ev3 Robots to finish different missions and tasks using Lego Digital Designer and Microsoft MakeCode Programming Environment. This Course includes all the needed material to produce the best course experience for Students and Teachers;

Jr Robotics (MakeCode Edition) Student Zone: The student Zone is a topic by topic interactive presentation including Quizzes, Exercises and Video Tutorials, which guides the course participants throughout the course.

Jr Robotics (MakeCode Edition) Teacher Zone: Teacher Zone including the Robots Got Talents MAKECODE MINI BOOK and MINDSTORMS FOR BEGINNERS BOOK, external quizzes, Advertising Material, Course Lesson Plan, Pre-made advertisements and Teacher Guides.

For more details about the course read this documents and to learn more about hosting Robots Got Talents Courses, please visit our website.

TOPICS COVERED:

MakeCode Classroom Course

Lesson One:

- Introduction to Robotics
- Robots characteristics
- Robots Types & Uses
- LEGO® MINDSTORMS® Introduction
- LEGO® MINDSTORMS® EV3

Lesson Two:

- Main MINDSTORMS® Pieces
- MINDSTORMS® Building Pieces
- Exploring Model
- LDD Introduction

Lesson Three:

- LEGO Digital Designer Basics
- LDD Modes
- LDD Controls
- LDD Exercise

Lesson Four:

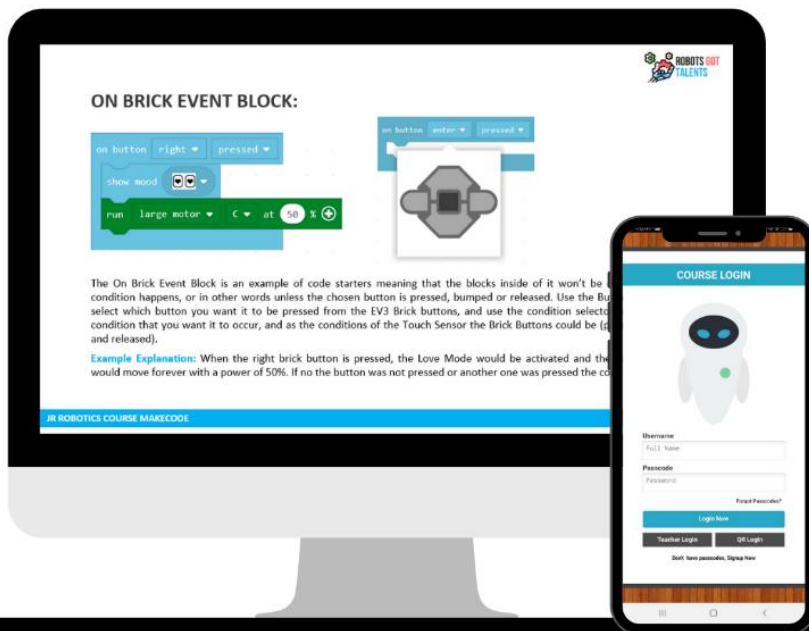
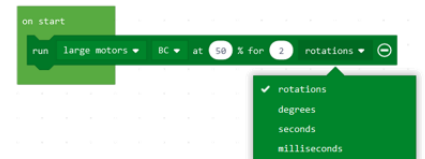
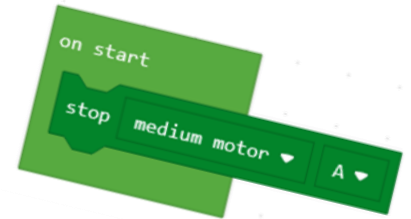
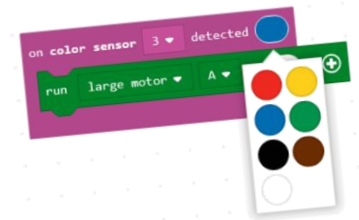
- Building Exercise Two
- Algorithms & Programming
- Motor Blocks
- Exercise One
- Exercise Two

Lesson Five:

- Brick Blocks
- Exercise Three
- Sensor Blocks
- Exercise Four
- Exercise Five

Lesson Six:

- Loop Blocks
- Building Exercise Three
- Port View
- Building Exercise Four



HOSTING THE COURSE

Jr Robotics MakeCode Course

STEP ONE

Any school or educational organization with +10 students could host any of Robots Got Talents Classroom Courses by filling the form Available in the Chosen Course Webpage and within 2 days you will receive your login password via mail, which will give access to 10 teachers and 250 Students for 30 days from the day of submission. Also when filling the course signup form make sure you mentioned the correct course starting date.

STEP TWO

After receiving your login passcodes, Open the course Teacher Zone and download the Lesson Plan, Course Book, additional presentations, Student Zone Handouts, premade advertisements & Logos, and Certificate templates. You can also request an International Certificate from Robots Got Talents which usually takes from 1-2 weeks. Some of the downloads should be printed and given to your students on the first day of your course as the Course Book, Lesson Plan in addition to the Handouts, where they could write comments while using the Student Zone.

STEP THREE

The next step is sending the Login passcode for the Student Zone to your Students, so they could access it while you are teaching the course, it is also recommended to use the Student Zone explaining your lessons, as each topic is explained in the easiest and most detailed way, which is used by over 200 schools from all over the world.

What should you include in your Classroom

To produce the best Experience for the course participants you should have the following items:

- Computer/laptop for each Course participant that have access to Robots Got Talents Website
- Internet access
- Teacher PC that have access to the EV3-G Software and Robots Got Talents Platform
- MINDSTORMS® For Beginners Book and MakeCode Minibook
- Printable Course Quiz (Optional)
- EV3-G Software (free) and LEGO Digital Designer Software (free) on all participants devices



Important Notes:

Robots Got Talents want to ensure that everything in the course is working probably so after each session the course directors are advised to send **minimum of 3 photos** that shows that everything working probably.

The person filling the form will be registered as a national course director; if the organization is willing to change the course director they must send a mail to robotsgottalents@yahoo.com or info@robotsgottalnets.com

All teachers using Course the form must use the Robots Got Talents Course Plane. Organizations are allowed to add extra lessons for graduations or course introduction.

Organizations are allowed to use this course for commercial uses **with** including Robots Got Talents name but they are not allowed to sell the course or the course resources. Read the Terms and Conditions for further information.

Terms & Conditions:

[Robots Got Talents 2020, 2021](#)

- Organizations using the course are **not allowed** to use course guides, presentations or logos in any other course, camp or challenge
- Each time the organization wants to repeat the course they **must** refill the Course Registration form
- You are **not allowed** to share or give the course to any other organization without Robots Got Talents permission.
- You are **allowed** to use this course for commercial uses with including Robots Got Talents name.
- All students **must** be given Robots Got Talents course certificate
- National Course directors **must** send 3 photos each day in the course to show that everything is good.
- You are **not allowed** to edit course presentations or guides
- By starting the Jr Robotics [MakeCode Edition] Classroom Course you agree on all Robots Got Talents terms and conditions.
- For publishing any of the courses photos on social media you may tag Robots Got Talents or use the hashtags (#robotsgottalents & #Robots_Got_Talents)



FEEL FREE TO CONTACT US FOR FURTHER INQUIRIES

Jr Robotics MakeCode Edition a Course by Robots Got Talents. Copyright © 2020-2021 by Robots Got Talents. All rights reserved. LEGO and MINDSTORMS are registered trademarks of The LEGO Group. Robots Got Talents is neither affiliated with nor endorsed by the LEGO Group